












STANDARD HVAC SYSTEM VACUUM LOGIC

ROTARY SELECTOR VACUUM LOGIC

MODE SWITCH	Circuit #:	1	2	3	4	5	6
	Line Color:	BLUE	GREEN	BLACK	YELLOW	RED	WHITE
MAX A/C							
A/C							
VENT							
OFF							
BI-LEVEL							
FLOOR							
MIX (FLR/DEF)							
DEFROST							

 INDICATES VACUUM SIGNAL

 BLACK LINE IS VACUUM SOURCE

VACUUM HARNESS DIAGRAM

